

iMPULSE TECHNOLOGY

Instruction Manual – Multi function (BT) Speaker / Torch





Features:

1. Battery Capacity 2000 mAh
2. Torch and Flashlight torch
3. Radio FM
4. Music player with Micro SD card
5. Bluetooth Speaker
6. Wireless connection
7. Bicycle Attachment

Specifications:

1. Bluetooth specification: 4.0+EDR
2. Battery capacity: 2000mah (Battery is included)
3. Charging time: 3 hours
4. Lighting time: 3 + hours
5. Music playing time: 6-8 hours
6. Working Time: 25 hours

INSTRUCTION & FUNCTIONS OF BT SPEAKER/TORCH

Buttons	Operation	Mp3/WAV/ wireless connection	FM Radio
	Short press	Play	Double click to receive the frequency
	Long press	On/Off	On/Off
	Short press	Previous	Next program
	Long press	Reduce volume	Reduce volume
	Short press	Next	Previous program
	Long press	Increase volume	Increase volume
	Short press	Torch On/Off	
	Long press	Flashlight	

Access USB PORT:

To access USB gently pull at the silver ring, the USB connector will then detach. You will then be able to access the USB port connector and Micro SD card slot.



How to charge the Multi function BT speaker/torch

1. Connect the "USB to USB" cable to a USB connector of the power bank. Connect the other end of the cable to a USB port.
2. While charging a GREEN LED light will flash.
3. Once charged the light will turn off

Connecting to Bluetooth

1. Turn on device Hold down the **On** button until you hear 'Bluetooth device ready to pair.'
2. Open Bluetooth settings on your iPhone or Android device. Press your Bluetooth menu on your device and iMPULSE should appear for connection. As soon as connected you will hear 'Bluetooth device connected successfully' The blue LED light will be on once connected.
3. Listen to music and enjoy
4. When the torch is fully off there will be no light, when torch is asleep the blue light is solid, and when any application on your device is being used the blue light flash.

*Please note if you are having trouble connecting, please turn off Multi function BT speaker/torch. Delete iMPULSE in your Bluetooth settings on your device. Then restart the steps for connecting Bluetooth again.

Mobile Phone compatible:

1. When your mobile device is connected to Bluetooth all incoming and outgoing call will go through the speaker. You will be able to communicate through the speaker instead of your mobile device
2. When answering calls press the phone icon button
3. To end the call, press the phone icon again

Maintenance Use:

1. Charge once every 3 months if you do not use the device
2. Store in a dry place away from humidity or corrosive elements
3. Do not clean with soap or detergents.

WARRANTY:

This product has a 12 Month warranty: Warranty is Null and Void if product has been 'Abused or been exposed to Moisture'

All warranty claims to be returned to retailer where purchased.



QR code – visit www.buyonimpulse.com.au